1652931

SYM	DESCRIPTION	PCI	DATE	DRAWN	CHECKED	APPROVE
-	NEW RELESE	C2511217	25.11.27	LXM	LHG	KUANG

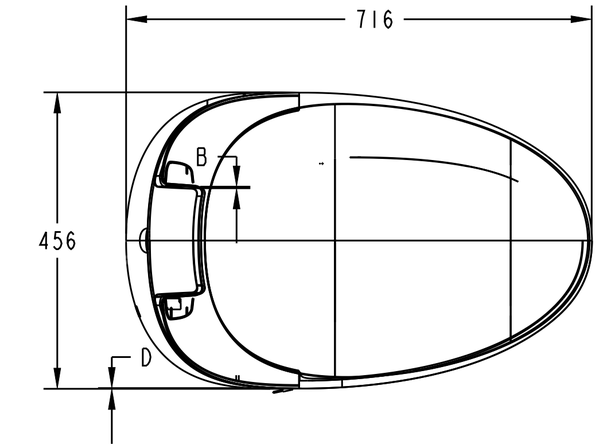

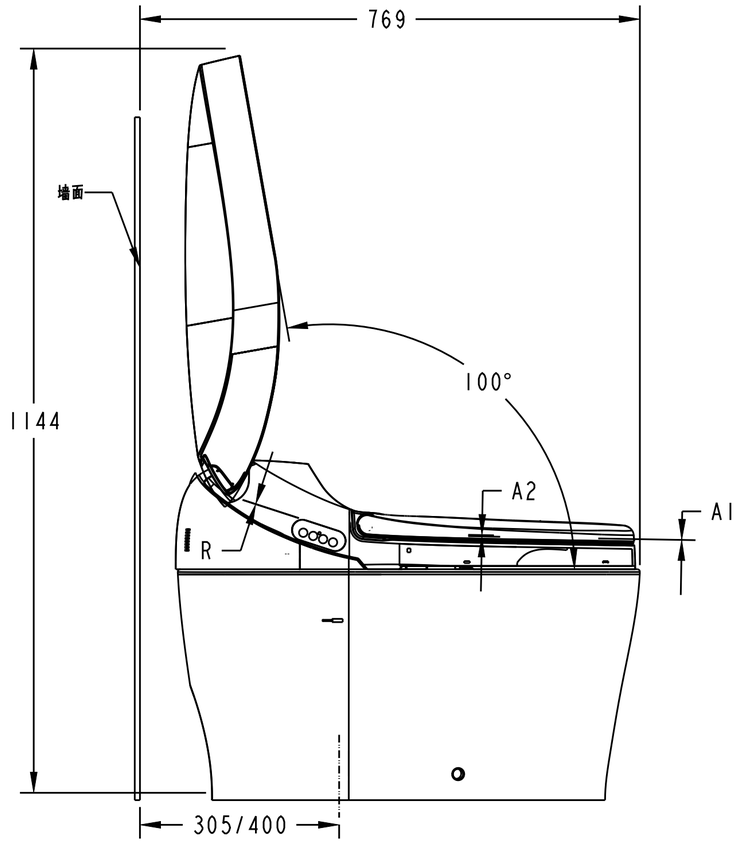

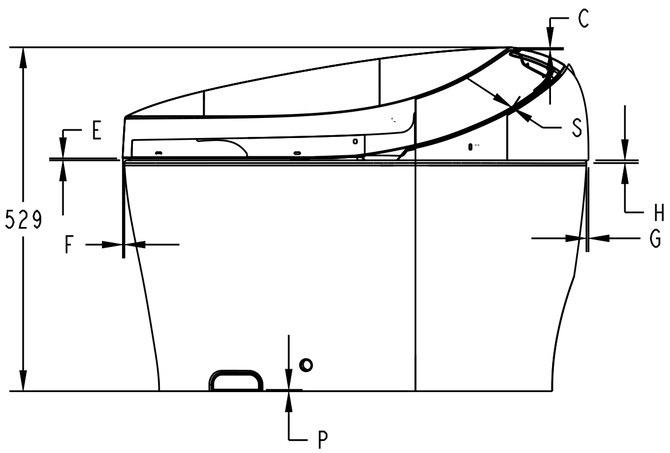

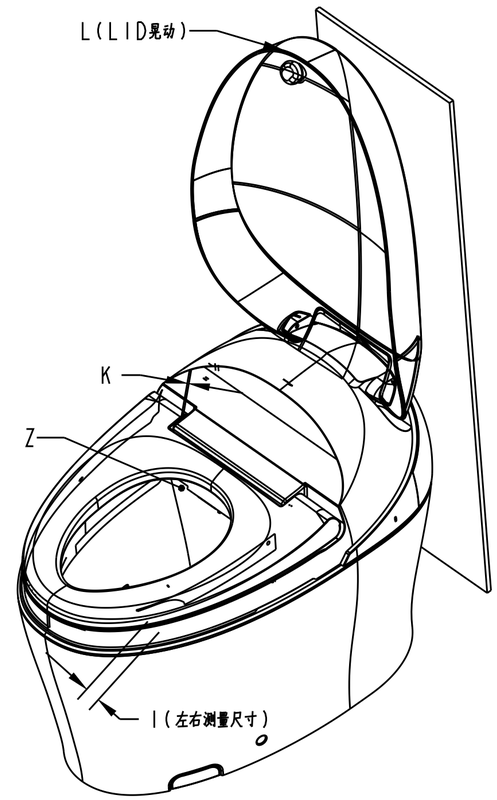

	描述	图中所示	要求等级
1	座圈前缓冲垫靠在座便器上，另一个前缓冲垫腾空间隙：≤3.2mm	A1	B
	后端两个缓冲垫的腾空间隙：≤4.8mm	A2	B
2	上盖Lid与整机外壳左右侧面缝隙间隙：1.7~4mm，两边均匀度为2mm（测量处：轴上方）	B	A
3	上盖Lid与整机外壳后端间隙：0.3mm~3.5mm	C	A
4	上盖Lid与整机外壳左右侧面断差：允许上盖大，两侧面均匀度为3mm以内；陶瓷与整机外壳左右侧面段差：允许整机外壳大（0~5mm）	D	A
5	上盖Lid关盖时与陶瓷Rim平面间隙≤8mm；上盖打开后Body与陶瓷陶瓷Rim平面间隙≤1.5mm，（测量处：上盖最前端）	E	A
6	陶瓷前端与上盖前端在水平方向的伸出/缩进量：陶瓷小于上盖：0~6mm	F	A
7	陶瓷后端与Bidet后端在水平方向的伸出/缩进量　陶瓷与Bidet：±5mm以内	G	B
8	陶瓷后端与Bidet后端在竖直方向的间隙：≤4mm	H	B
9	陶瓷和整机外壳在左右前端缓冲垫处水平方向的两侧距离差值：≤2mm；陶瓷和上盖在左右端缓冲垫处水平方向的两侧距离差值：≤5mm	I	B
10	Seat与Body侧面间隙值：0.9~2.5mm（含台阶）居中测量，左右窜动量≤1.5mm，测量点：轴上方	K	A
12	Lid打开到最大角度时的晃动要求：振幅±3mm，晃动次数≤3次	L	A
13	陶瓷底面与PSD视窗下边缘段差≥1mm，（允许PSD视窗下边缘高）	P	B
14	侧键盘贴膜与整机外壳间隙≤0.8mm，均匀度≤0.5mm	R	B
15	后盖与整机外壳间隙≤1mm，，段差≤1mm	S	B
16	除臭滤网和整机外壳间隙≤2mm，	Z	B

GEOMETRIC DIMENSIONING AND TOLERANCING PER GB 1T12-1998

UP TO 10	±0.15
10 ~ 25	±0.20
25 ~ 50	±0.30
50 ~ 100	±0.40
100 ~ 250	±0.60
250 ~ 500	±1.20
500 ~ 750	±2.00
750 ~ 1000	±3.50
TOLERANCE TABLE	
METRIC UNITS	

APPROVED		DATE	PLOT DATE	SCALE
KUANG		25.11.27	25.8.31	0.150
DRAWN	DATE	CHECKED	DATE	DWG
LXM	25.11.20	LHG	25.11.20	A2 SIZE
DO NOT SCALE DRAWING		WEIGHT:		
KOHLER SHANGHAI KOHLER ELECTRONICS LTD.		THIRD ANGLE PROJECTION		
DESCRIPTION 新悦3.0整机		MATERIAL:		
KARING 3.0 SYSTEM ASM		P/N: 1652931		
DWG. NO. 1652931		SHT: 1 OF 1		

THIS DRAWING IN DESIGN AND DETAILS IS THE PROPERTY OF KOHLER CO. AND MAY NOT BE USED EXCEPT IN CONNECTION WITH KOHLER CO. WORK.
ALL RIGHTS OF DESIGN OR INVENTION ARE RESEVED.

SIZE A2

MODEL NAME :1652931