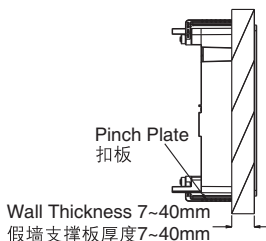
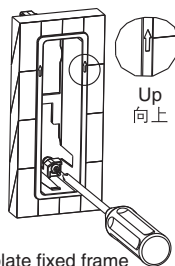


Suggested wall open size:
 146⁺²/₀ X 41⁺²/₀mm
 假墙开口建议尺寸:
 146⁺²/₀ X 41⁺²/₀mm

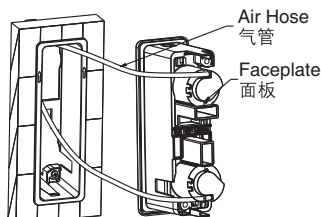


Adjust length of pinch plate in accordance with wall thickness
 根据假墙厚度调整扣板长度

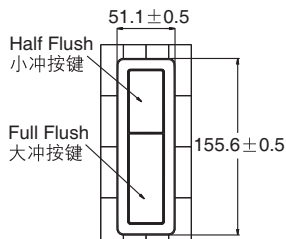


Faceplate fixed frame installation direction
 面板固定框安装方向

Suggested hole depth: > 80mm
 假墙开孔深度: > 80mm

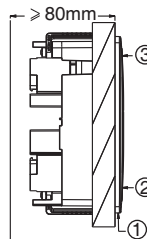


Connect air hose to faceplate from water tank
 将从水箱引出的气管连接到面板



Insert faceplate into faceplate fixed frame with half flush upward.
 Installation is completed.

小按键朝上，将面板插入面板固定框，安装完毕。



HOW TO REMOVE

如何拆卸

- ① Push Up
向上推
- ② Pull Out
向外拉
- ③ Pull Out
向外拉

KOHLER CHINA INVESTMENT CO., LTD NO.158, JIANG CHANG SAN ROAD,
 JING'AN DISTRICT, SHANGHAI, PRC POST CODE: 200436
 科勒(中国)投资有限公司 上海市静安区江场三路158号 邮编: 200436